IRONING PRESSING MACHINERIES - FUSING PRESSES

Instruction Manual
Steam generator series Ecovapor


05
PRIMULA
07
02
04
03


01
47
18
48
11
14
12
13
06
15
16
17


36
37
38
39
08
32
35
34
33

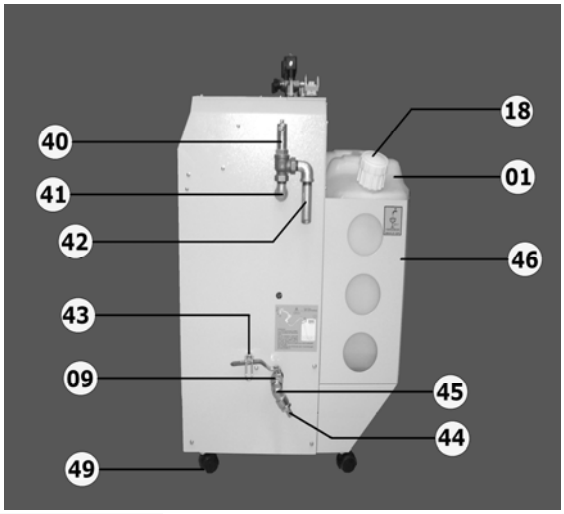
18
40
01
41
42
46
43
09
45
44
49

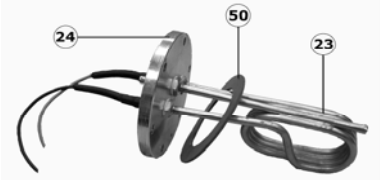
24
50
23

12
15

06
14


26
25
24
23
22
19
27
28
29
31
30
20
21

16

Steam generator mod. Ecovapor - Spare parts list

Pos.	Articel nr.	Designation
1	303-03-041	Feedwater tank 25lt
2	303-03-031	Cover of main switch
3	308-00-006	Switch ON-OFF 16A
4	303-06-004	Control lamp red (LED)
5	303-06-004	Control lamp red (LED)
6	303-03-007	Manometer
7	302-00-017	Double switch ON-OFF
8	308-00-005	Knob of solenoid steam valve
9	303-03-026	Blow-down valve 1/2"
10	303-03-039	Blow-down tank
11	308-00-004	Corner of solenoid steam valve
12	193-06-012	Pressostat's coil
13	303-06-013	T 1/4"-1/4"-1/4"
14	193-06-014	Manometer's coil
15	303-03-014	Pressostat
16	193-06-016	Electrode
17	303-06-017	Electrode's plug
18	303-06-018	Feedwater tank's lid
19	308-00-003	Valve's plug
20	193-06-020	Condensate's pipe
21	303-06-002	Water pump 0,5HP PKM60
22	193-06-022	Boiler
23	303-03-003-11 303-03-003-9 303-03-003-10	Heating element 4000W/230V Heating element 4000W/4000V Heating element 6000W/400V
24	303-06-024	Metallic flange of heating element
25	303-06-025	Heating element's screw
26	193-06-026	Boiler's number
27	193-06-027 193-03-013	Water's copperpipe 1/2" Water's copperpipe 1/2" (New model)
28	303-06-028	Nipple 1/2"
29	303-03-016	One-way valve 1/2"
30	303-03-018	Solenoid water valve 3/8" 9313
31	303-06-031	Nipple 1/2" X 3/8"
32	303-06-032	Electronic PC board
33	303-06-033	Fuse 25A of heating element
34	303-03-032	Relay of heating element
35	302-03-038 303-03-031 303-03-031-1	Main switch 3X25Amber Cover of main switch Axel of main switch 3X25
36	308-00-003	Valve's plug
37	303-03-010	Solenoid steam valve 9934

38	308-00-002	Coil of solenoid steam valve 9934
39	303-03-021	Female plug-4 poles ILME
40	303-03-011	Safety valve 1/2” BETA
41	303-03-017	Corner 1/2” (Male-Female)
42	193-06-042	Pipe of safety valve 1/2” BETA
43	193-03-033	Safety hanger BALL VALVE
44	303-03-023	Nipple 1/2” X 12
45	303-03-027	Corner 1/2” (Male-Female) of blow-down valve
46	193-06-046	Water-feed tank’s base
47	303-03-025	Power feeding cable 3X2,5mm^2 with Shuko plug
48	303-06-048	Gland
49	303-03-029	Double wheel
50	193-03-004	Seal heating flange

PRIMULA S.A.

ELECTRIC WIRING
ECO VAPOR 2/4
230V 50-60Hz

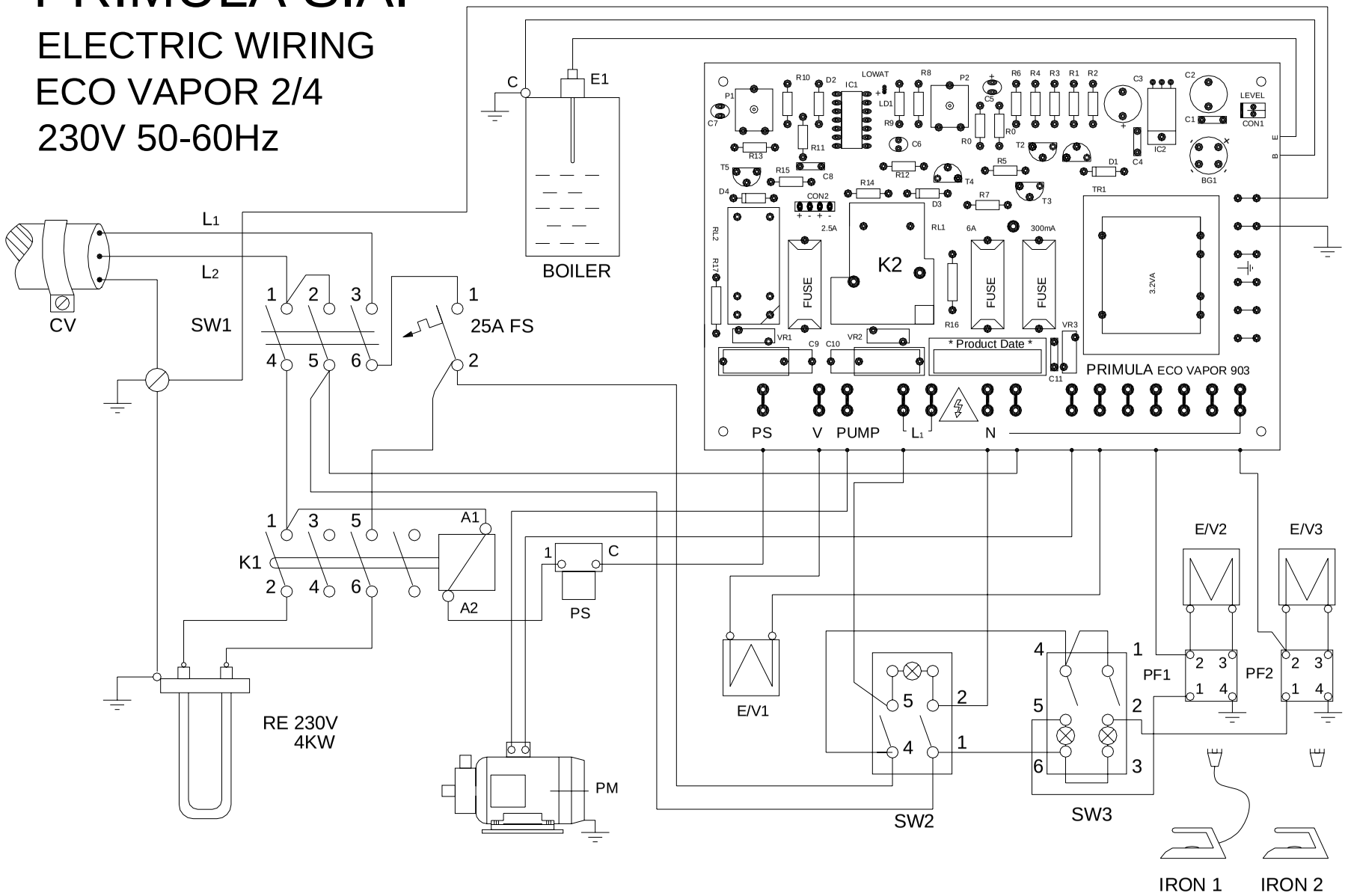

WIRING DIAGRAM – STEAM GENERATOR ECOVAPOR

Symbol	Code	Description
SW1	302-03-038	Main switch 3X25A
K1	303-03-032	Relay for heating 25A-230V
K2	303-03-036-3	Relay for pump 30A on the Electronic circuit card typ.903
RE	303-03-003-11	Heating element 4KW,230V
PS	303-03-014	Pressostat
PF1	303-03-021	Socket plug for iron No 1
PF2	303-03-021	Socket plug for iron No 2
E/V1	303-03-018	Solenoid water valve
E/V2	303-02-014	Solenoid steam valve No 1
E/V3	303-02-014	Solenoid steam valve No 2
PM	303-06-002	Water pump 0,5HP 230V-1ph.
E1	303-06-016	Water level electrode
PCB	302-26-001	Electronic circuit card -all functions control ,typ ECO 903
CV	303-03-025	Cabel of power supply 3X2,5mm^2
FS	303-06-033	Automatic fuse 25A